

BodyAdjust

Sleep System

by



BA400 BASS Voice Activation System

Thank you for your purchase! Your BodyAdjust Voice Activation System by **MULTiWAY** has already been fitted to your bed.

With your bed, you will find a hand-controller, together with a voice control box (chargeable USB power cable included):-



BASS Voice Activation System – Hand-controller



BASS Voice Activation System – Voice control box

The BodyAdjust Voice Activation System can also be operated remotely by a downloadable app. In the case of all three systems being activated at once (ie. handcontroller, voice and app controls), the app controls will act as the main overriding command centre.

BodyAdjust

Sleep System

by



Voice Control Box: Commands

Number	Commands	Function
1	SMART BED	<p>Wake the voice control box, and prepare to give your bed a command.</p> <p>Your voice control box will go into sleep mode if not given a command (or used) after 30 x seconds. Saying "Smart Bed" will reawaken the voice control box.</p>
2	HEAD RAISE	Back actuator motor extended: the back rest of the adjustable bed base will raise.
3	HEAD DOWN	Back actuator motor will retract: the back rest of the adjustable bed base will lower.
4	FOOT RISE	Leg actuator motor extended: the leg raise section will rise.
5	FOOT DOWN	Leg actuator motor retracts: the leg raise section of the base will lower.
6	ALL STOP	All actuators and motors will stop.
7	STOP	The actuator/motor or command given will stop. Eg., "Smart Bed, Head Rise ... Stop"
8	ALL FLAT	All actuators and motors will reset. The bed will be put back into a supine position.
9	LUMBAR RISE	Bed tilt/Reverse Trendelenburg position: the head will elevate above the feet.
10	LUMBAR DOWN	The bed tilt will return to the flat position (foot of bed will lower and head of bed will raise)
11	HIP RISE	Bed tilt/Trendelenburg position: the feet will elevate above the head.
12	HIP DOWN	The bed tilt will return to the flat position (foot of bed will lower and head of bed will raise)



BodyAdjust

Sleep System

by



Bluetooth Function Description

Steps	Instruction	Interface Picture
Step One	Scan code to download the app on your smartphone	
Step Two	Android users: download using 'Google Play' iPhone users: download the app pictured	

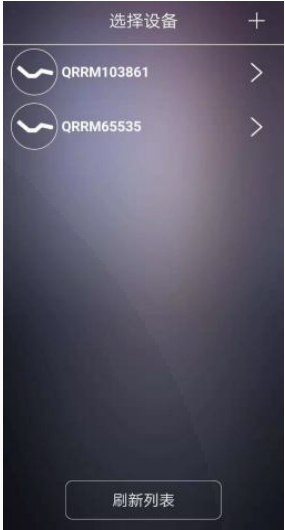
BodyAdjust

Sleep System

by



Bluetooth Function Description

Steps	Instruction	Interface Picture
Step Three	Open the AppRMControl software link to 'QRRMXXXXXX' 10-digit device.	
Step Four	Scan the QR code, and the operational interface will appear. The app will now be able to be used to control the bed functions. Enter 'WHRM', click Search, the operational interface will appear. The app will now be able to be used to control the bed functions.	 