



Air comfort

User Manual

Compact Lift Chair

ULTIMATE PRESSURE RELIEF

KCare

Healthcare Solutions

Intended Use

The **Air Comfort Compact Lift Chair** chair is intended to aid in the prevention of pressure ulcers related to long-term sitting. A series of inflated air cushions are used to minimize pressure points on the user. The chair incorporates electric lift function to assist standing which is intended to be used by a person who has difficulty sitting up or standing up from the chair on their own.

Safety Precautions

The **Air Comfort Compact Lift Chair** has been designed and manufactured with safety and function in mind for both the occupant and operator.

- In the unlikely event of a serious incident please report this immediately to the manufacturer or their authorized representative in your jurisdiction.
- The MAXIMUM user weight is 140kg. (small, medium & large models)
- This Air Comfort Compact Lift Chair has been designed for indoor use only (not including wet areas). The handset is not fully water proof – for cleaning it can be wiped over with a damp cloth. Do not submerge in liquid.
- For Mobile models – always lock ALL the castors when the Air Comfort Compact Lift Chair is stationary.
- Users MUST read and follow the user manual to ensure all instructions are followed and not compromised.
- Follow the maintenance and cleaning instructions to maintain the life of the Air Comfort Compact Lift Chair.
- Ensure the occupant is secure in the seat before operating the seat tilt or backrest recline functions.
- Ensure that the occupant is fully supported at all times when operating the optional forward seat tilt functions.
- Do not place anything over power cords, pass any cords through the chair or drag the chair by the power cord.
- Do not allow children to play on this mechanised furniture. When lowering the chair ensure that children and pets are clear of the mechanism.
- User should consult a healthcare professional before adjusting air pressure level.
- Dispose the electric components (power adaptor and battery pack) in accordance with local government regulation.
- Do not sit on raised leg rest, serious user injury or damage to the chair may result.

Specifications

AC59018 Air Comfort Compact (Small)

Overall Width	750mm
Overall Length	820mm
Overall Height	1060mm
Seat Width	500mm
Product Weight	65kg
Max User Weight	140kg

Motor

Okin Single Motor (OEC2-1M) system with 2x9V emergency backup battery

Power

Supply: 240V AC, 50Hz
Operating: 24V DC

Castors

2 x 50mm castors (front)
2 x 50mm swivel locking castors (rear)

AC59019 Air Comfort Compact (Medium)

Overall Width	750mm
Overall Length	820mm
Overall Height	1060mm
Seat Width	500mm
Product Weight	65kg
Max User Weight	140kg

Motor

Okin Single Motor (OEC2-1M) system with 2x9V emergency backup battery

Power

Supply: 240V AC, 50Hz
Operating: 24V DC

Castors

2 x 50mm castors (front)
2 x 50mm swivel locking castors (rear)

AC59020 Air Comfort Compact (Large)

Overall Width	820mm
Overall Length	890mm
Overall Height	1060mm
Seat Width	510mm
Product Weight	65kg
Max User Weight	140kg

Motor

Okin Single Motor (OEC2-1M) system with 2x9V emergency backup battery

Power

Supply: 240V AC, 50Hz
Operating: 24V DC

Castors

2 x 50mm castors (front)
2 x 50mm swivel locking castors (rear)

AC59100 Air Comfort Mobile Compact (Small)

Overall Width	750mm
Overall Length	820mm
Overall Height	1060mm
Seat Width	480mm
Product Weight	65kg
Max User Weight	140kg

Motor

Okin Dual Motor (OEC2-2M) system with 2x9V emergency backup battery

Power

Supply: 240V AC, 50Hz
Operating: 24V DC

Castors

2 x 100mm castors (front)
2 x 100mm swivel locking castors (rear)

AC59090 Air Comfort Mobile Compact (Medium)

Overall Width	750mm
Overall Length	820mm
Overall Height	1060mm
Seat Width	500mm
Product Weight	65kg
Max User Weight	140kg

Motor

Okin Dual Motor (OEC2-2M) system with 2x9V emergency backup battery

Power

Supply: 240V AC, 50Hz
Operating: 24V DC

Castors

2 x 100mm castors (front)
2 x 100mm swivel locking castors (rear)

AC59101 Air Comfort Mobile Compact (Large)

Overall Width	820mm
Overall Length	890mm
Overall Height	1060mm
Seat Width	600mm
Product Weight	65kg
Max User Weight	140kg

Motor

Okin Dual Motor (OEC2-2M) system with 2x9V emergency backup battery

Power

Supply: 240V AC, 50Hz
Operating: 24V DC

Castors

2 x 100mm castors (front)
2 x 100mm swivel locking castors (rear)

AC59064 Air Comfort Compact Twin (Small)

Overall Width	750mm
Overall Length	820mm
Overall Height	1060mm
Seat Width	500mm
Product Weight	65kg
Max User Weight	140kg

Motor

Okin Dual Motor (OEC2-2M) system with 2x9V emergency backup battery

Power

Supply: 240V AC, 50Hz
Operating: 24V DC

Castors

2 x 50mm castors (front)
2 x 50mm swivel locking castors (rear)

AC59065 Air Comfort Compact Twin (Medium)

Overall Width	750mm
Overall Length	820mm
Overall Height	1060mm
Seat Width	500mm
Product Weight	65kg
Max User Weight	140kg

Motor

Okin Dual Motor (OEC2-2M) system with 2x9V emergency backup battery

Power

Supply: 240V AC, 50Hz
Operating: 24V DC

Castors

2 x 50mm castors (front)
2 x 50mm swivel locking castors (rear)

AC59066 Air Comfort Compact Twin (Large)

Overall Width	820mm
Overall Length	890mm
Overall Height	1060mm
Seat Width	600mm
Product Weight	65kg
Max User Weight	140kg

Motor

Okin Dual Motor (OEC2-2M) system with 2x9V emergency backup battery

Power

Supply: 240V AC, 50Hz
Operating: 24V DC

Castors

2 x 50mm castors (front)
2 x 50mm swivel locking castors (rear)

AC59098 Air Comfort Compact Mobile Single (Small)

Overall Width	750mm
Overall Length	820mm
Overall Height	1060mm
Seat Width	480mm
Product Weight	65kg
Max User Weight	140kg

Motor

Okin Single Motor (OEC2-1M) system with 2x9V emergency backup battery

Power

Supply: 240V AC, 50Hz
Operating: 24V DC

Castors

2 x 100mm castors (front)
2 x 100mm swivel locking castors (rear)

AC59087 Air Comfort Compact Mobile Single (Medium)

Overall Width	750mm
Overall Length	820mm
Overall Height	1060mm
Seat Width	500mm
Product Weight	65kg
Max User Weight	140kg

Motor

Okin Single Motor (OEC2-1M) system with 2x9V emergency backup battery

Power

Supply: 240V AC, 50Hz
Operating: 24V DC

Castors

2 x 100mm castors (front)
2 x 100mm swivel locking castors (rear)

AC59099 Air Comfort Compact Mobile Single (Large)

Overall Width	820mm
Overall Length	890mm
Overall Height	1060mm
Seat Width	600mm
Product Weight	65kg
Max User Weight	140kg

Motor

Okin Single Motor (OEC2-1M) system with 2x9V emergency backup battery

Power

Supply: 240V AC, 50Hz
Operating: 24V DC

Castors

2 x 100mm castors (front)
2 x 100mm swivel locking castors (rear)

Specifications

AC59124 **Air Comfort Compact** **Theme (Petite)**

Overall Width 750mm
Overall Length 820mm
Overall Height 1060mm
Seat Width 500mm
Product Weight 65kg
Max User Weight 140kg

Motor

Okin Dual Motor (OEC2-2M) system with 2x9V emergency backup battery

Power

Supply: 240V AC, 50Hz
Operating: 24V DC

Castors

2 x 50mm castors (front)
2 x 50mm swivel locking castors (rear)

AC59125 **Air Comfort Compact** **Theme (Small)**

Overall Width 750mm
Overall Length 820mm
Overall Height 1060mm
Seat Width 480mm
Product Weight 65kg
Max User Weight 140kg

Motor

Okin Dual Motor (OEC2-2M) system with 2x9V emergency backup battery

Power

Supply: 240V AC, 50Hz
Operating: 24V DC

Castors

2 x 50mm castors (front)
2 x 50mm swivel locking castors (rear)

AC59126 **Air Comfort Compact** **Theme (Medium)**

Overall Width 750mm
Overall Length 820mm
Overall Height 1060mm
Seat Width 500mm
Product Weight 65kg
Max User Weight 140kg

Motor

Okin Dual Motor (OEC2-2M) system with 2x9V emergency backup battery

Power

Supply: 240V AC, 50Hz
Operating: 24V DC

Castors

2 x 50mm castors (front)
2 x 50mm swivel locking castors (rear)

AC59127 **Air Comfort Compact** **Theme (Large)**

Overall Width 820mm
Overall Length 890mm
Overall Height 1060mm
Seat Width 600mm
Product Weight 65kg
Max User Weight 140kg

Motor

Okin Dual Motor (OEC2-2M) system with 2x9V emergency backup battery

Power

Supply: 240V AC, 50Hz
Operating: 24V DC

Castors

2 x 50mm castors (front)
2 x 50mm swivel locking castors (rear)

Operation

Castors

All of the rear total lock castors on the Air Compact Lift Chair **MUST** be braked when the chair is stationary.

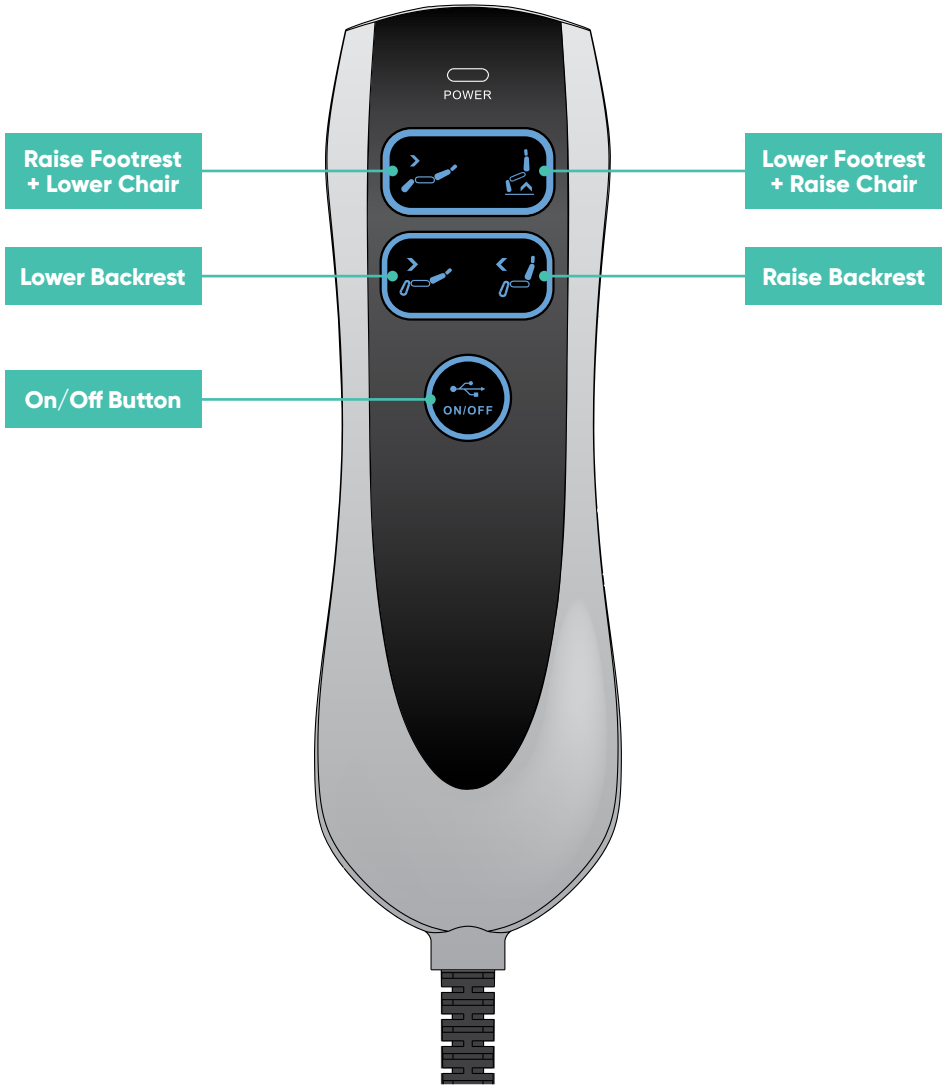


To Brake Castor using your foot, push lever down



To Unbrake Castor using your foot, push top of lever down

Operation





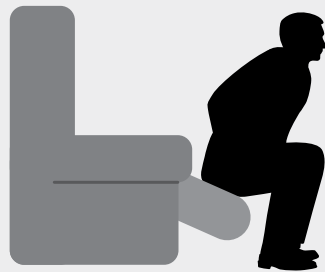
Fully raise seat before sitting.



Assist footrest by lifting feet.



Do not drop into chair when partially raised.





Do not sit on the footrest.

Assembly

IMPORTANT: Assembly should be completed by a qualified service technician. The Air Comfort is shipped in 2 components – the chair base (A) and the chair back (B).

1. Ensure that the Chair Base (**A**) is positioned on a flat, even surface.
2. Carefully position the Chair Back (**B**) above the Chair Base – aligning the metal struts (**C**) on the chair base, with the metal guides (**D**) on the chair back.
3. Carefully slide the struts into the guides until an audible “click” is heard. Check that there is solid connection between struts and guides. (**E**)
4. Test the chair/base connection by placing downward manual pressure between the 2 components – prior to sitting on the Compact.
5. With the chair empty, put the backrest into full recline. Position at a safe distance from the wall so when full backrest recline is engaged the chair does not come in contact with the wall or furniture items.



Inspection


The Air Comfort Compact Lift Chair should be inspected on a daily basis for damage.

All moving parts of the Air Comfort Compact Lift Chair should operate freely and be void of any foreign matter. (especially the castors)

Any exposed bolts (including castor bolts) should be checked every 6 months and tightened if required.

Castors should be checked and kept free from foreign matter such as hair.

If any part of the Air Comfort Compact Lift Chair is damaged, it should be removed from service immediately until repaired or replaced. Please refer to page 15 for details on servicing requirements.



Warning: If any part of the chair is damaged, it should be removed from service until repaired or replaced. Please refer to the next page for details on servicing requirements.

Cleaning

The Air Comfort Compact Lift Chair should be washed regularly with mild soapy solution or approved cleaner on heavily stained areas. Treat stains promptly to prevent permanent staining on upholstery.

The castors should be wiped with a mild soapy solution and then dried after heavy use.

The handset is not fully water proof - for cleaning it can be wiped over with a damp cloth. Do not submerge in liquid.

Motor

The motors are maintenance free. They are protected by thermal overloads and will stop automatically if operated excessively. If the motors stop after over-use, wait until the motors have cooled before further use.

Warning:

- Do not use harsh chemicals or abrasive cleaning products
 - Do not high pressure clean the Air Compact Lift Chair.
 - Do not autoclave.
- Dispose the electric components (power adaptor and battery pack) in accordance with local government regulation.

Maintenance

Seating System

This product is fitted with the unique Air Comfort Seating System that is designed to redistribute seating pressure and improve overall comfort. The Air Comfort Seating System is comprised of four separate air cushions:

- Backrest air cushion
- Lumbar air cushion
- Seat air cushion
- Leg rest air cushion


Each air cushion is inflated to a pre-determined volume that is based on extensive testing.

This inflation will be suitable for most users provided that the

correct size chair has been selected or prescribed. It is unlikely that the level of inflation in the air cushions will require adjustment to suit an individual user, however, should adjustment be desired, please follow the detailed instructions outlined below.

Please note that these instructions explain how to reset each air cushion to the original level of standard inflation.

To do so, it is first necessary to fully deflate each air cushion. If for any reason additional inflation beyond standard is desired, it is not necessary to first deflate the air cushions.



Maintenance

Resetting Air Cushions: Step 1 – Deflation

Each of the four air cushions is fitted with an extended tube and brass Schrader valve that can be accessed externally on the chair. When facing the chair, each valve is located on the left hand side of the upholstery.



First remove the valve cap.
To gradually release air, **FLIP THE CAP OVER** and use the tip to compress the valve core. Simultaneously apply pressure to the cushion by hand or by sitting in the chair until the cushion is fully deflated.



To quickly deflate the cushion, use the hand tool supplied to remove the valve core. Then apply pressure to the cushion by hand or by sitting in the chair until the cushion is fully deflated.

NOTE: To reset inflation level to standard setting, ensure the air cushion is first fully deflated.

Resetting Air Cushions: Step 2 – Inflation

If the valve core has been removed to quickly deflate the cushion, first refit the valve core to prevent air escaping following reinflation. Each AirComfort chair is supplied with a hand inflation pump. Correct inflation is based on air volume and measured by the number of full compressions of the hand pump. It is possible to purchase a larger pump (FOOTPUMP) for improved efficiency.

Resetting Air Cushions: Recommended Air Cushion Supplier Settings

Air Cushion	DV2 Pump (Hand Pump) Number of Compressions			Litres of Air (approx.)		
	Small	Medium	Standard	Small	Medium	Standard
Head Rest	33	44	66	3	4	6
Lumbar	75	75	100	7.125	7.125	9.5
Seat	114	152	190	10.8	14.41	8
Leg Rest	33	44	66	3	4	6

Caution: There is a low level of inflation as standard in each of the air cushions.

This level of inflation is set to ensure that the user benefits from maximum immersion into the cushion, while still being supported by air. Correct immersion into the cushion increases overall surface contact, redistributes pressure and improves comfort. Conversely, adding too much inflation beyond standard can increase seating pressure and reduce comfort.

Servicing

We recommend a 6 month preventative maintenance service on the Air Comfort Compact Lift Chair. Please contact your local dealer to arrange a service programme.

Preventative maintenance service includes:

- Examine chair for structural problems
- Check and clean upholstery
- Check and reset air cushions
- Check and clean castors
- Ensure the Air Comfort Compact Lift Chair is inspected and repaired if necessary.
- Check handset function.

Please advise the serial number of the product when contacting KCare or your local dealer.

The serial number can found at the rear of the Air Comfort Compact Lift Chair:



Caution: Only trained/qualified technicians should service the Air Comfort Compact Lift Chair.



Warranty Against Defects

Product	Warranty Period
KCare TUBALCO R & R	
All Products (Inc. all electrics)	12 Months
Upholstery	12 months
Shower Chairs, Stools & Toilet Seat Raisers (Zinc Treated products)	36 months structural 5 Years anti-corrosion (external tube only)
Shower Chairs, Stools and Toilet Seat Raisers (Aluminium products)	36 months structural 5 Years anti-corrosion (external tube only)
Shower Chairs, Stools and Toilet Seat Raisers (Stainless steel products)	36 months structural 5 years anti-corrosion
KERRY OXFORD EME EASYVET	
General Equipment	36 months
KERRY	
Manual Handling Equipment	24 months
Slings	12 months
AIRCOMFORT	
Frame Compact Lift Chair	36 months
Frame Day Beds	36 months
Foam	36 months
Air Bags and Gas Struts	12 months
Castors	12 months
Fabric	12 months
Electric motor	24 months
Battery	12 months
MY COMFORT	
MC100 & MC310 Frames	10 years
MC100 & MC310 Electrics	2 years

1. K Care Healthcare Equipment provides consumers with the following warranty in relation to this Product, in addition to complying with the requirements of any relevant legislation, including the Competition and Consumer Act 2010 (Cth) in Australia and the Consumer Guarantees Act 1993 in New Zealand (the Acts), except where a New Zealand consumer acquires the Product for the purposes of a business.
2. In this warranty, we have used the following definitions:
 - (a) Form means a warranty claim form issued by K Care Healthcare Equipment in respect of Products.
 - (b) K Care Healthcare Equipment or our means K Care Healthcare Equipment,
 - (c) Products means the goods manufactured by K Care Healthcare Equipment (including products manufactured by its contract manufacturers) set out in the table above;
 - (d) Material means a material or component used by K Care Healthcare Equipment in the manufacture of the Products;
 - (e) Retailer means the authorised dealer of Products from whom the Product was purchased;
 - (f) Warranty Period means the warranty period set out in the table above, commencing from the date of purchase of the relevant Product. If the Product or part (as the case may be) is repaired or replaced, there will be no extension to the original warranty period; and
 - (g) Workmanship means the handling, assembly and manufacturing processes performed by or on behalf of K Care Healthcare Equipment in order to manufacture the Products.
3. K Care Healthcare Equipment warrants that for the duration of the Warranty Period, all Products will be free of faults arising from defects in Workmanship or Materials, on the terms and conditions set out in this warranty.
4. K Care Healthcare Equipment undertakes that if during the Warranty Period any Product, or any part of a Product, has failed to operate correctly due to faulty Workmanship or defective Material, it will repair or replace the Product or part (as the case may be) free of charge (excluding freight fees if applicable) provided that the following procedure is met:
 - (a) The consumer must contact the Retailer or K Care Healthcare Equipment upon becoming aware of any defect to a Product. The consumer will then be provided with a Form, which must be completed by the consumer and returned to K Care Healthcare Equipment together with satisfactory proof of purchase.
 - (b) K Care Healthcare Equipment will review the Form to determine whether there is a defect, and if so K Care Healthcare Equipment agrees to (at its option) repair, replace or supply equivalent goods, or pay the cost of any of those remedies to the consumer.
 - (c) If K Care Healthcare Equipment requests the return of the applicable Product or part, the consumer will be responsible for the collection and freight costs of returning that Product or part to K Care Healthcare Equipment.
 - (d) The consumer acknowledges that it is also responsible for the freight costs to deliver any new Product or replacement part to it.
5. To the extent that the supply of Products is a supply to a consumer within the meaning of the applicable Act, the consumer is entitled to consumer guarantees which K Care Healthcare Equipment does not exclude, restrict or modify. In all other respects, and to the extent permitted by law, K Care Healthcare Equipment:
 - (a) Limits its liability for any non-excludable condition or warranty to rectifying any defect at its option, as set out in paragraph 4 (b); and
 - (b) Excludes liability (whether express or implied) of any nature whatsoever for any consequential loss, damage or injury arising as a result of any fault in the Products.
6. This warranty does not extend to damage to Products which occurs during transit or transportation, or which is caused by any abuse, accident or improper installation, connection, use, adjustment or repair or use of goods otherwise than in accordance with instructions issued by K Care Healthcare Equipment.
7. The warranty on Products is waived if any addition or attachment to the Products do not have K Care Healthcare Equipment's approval or are not sold as K Care Healthcare Equipment products. The Products are designed to perform specific tasks under established test loads and unauthorised attachments may produce stresses for which the design is not appropriate.
8. The following applies to consumers who purchased a relevant Product in Australia: Our goods come with guarantees that cannot be excluded under the Australian Consumer Law. You are entitled to a replacement or refund for a major failure and compensation for any other reasonably foreseeable loss or damage. You are also entitled to have the goods repaired or replaced if the goods fail to be of acceptable quality and the failure does not amount to a major failure.

Improving your life everyday™

At Your Service

Sales, administration
and general enquiries

National 1300 783 783

Your Customer Service Team
customerservice@kcare.com.au

kcare.com.au

All information is considered to be true and correct at the date of publication. Changes in circumstances after the time of publication may impact on the accuracy of the information.

