

Küschall[®] *CHAMPION*



| **UNLIMIT YOUR WORLD**



Yes, you can.®



UNLIMIT YOUR WORLD

We at Kuschall believe anything is possible when you have the power to achieve it. The Kuschall Champion offers a superior solution for you. Unlimit your adventures, unlimit your performance, Unlimit your world.

KÜSCHALL CHAMPION

Kuschall Champion is a unique wheelchair that will give you the driving experience of a rigid frame with the convenience of a folding product. It's the ultimate combination of modern design with proven hybrid performance. The SK (Swiss knife) option will make your Kuschall Champion super compact to the size of a backpack, the perfect travel companion for your adventures.

HYDROFORMING

Strength, lightness and rigidity. The hydroformed front frame on the Kuschall Champion enhances your driving performance, increasing the stiffness and enabling effortless transfers with the ergonomic grip.



Küschall[®]

CHAMPION



Yes, you can.®

Küschall® CHAMPION

HYDROFORMED FRONT FRAME

- Optimised driving performance due to lower flex (higher stiffness) in knee area.

LIGHT ACTIVE BRAKE

- Minimalistic design, precision even in the smallest details.

SUPER COMPACT

- The SK (Swiss knife) option enables the Champion to fold down to the size of a backpack





CARBOLIFE HANDRIMS

- The innovative handrim profile enables you to gain control, low-effort grip while stabilising your wrist.

FOLDING MECHANISM

- Fold the wheelchair and the backrest effortlessly in only one movement.

UNIQUE FOLDING UNIT

- One single unit allows to seamlessly adapt the centre of gravity and seat heights to the user's requirements.

KEEP ON TRACK

- Intuitive castor housing adjustment, excellent in keeping the direction steady.

KEY FEATURES

UNIQUE

With the unique folding unit on the Champion, you are able to effortlessly adapt and configure to the user's requirements. One unit to adjust the centre of gravity in 9 different seat positions, rear seat height and 5 different possibilities on how to mount the adapter for different set ups.



HYBRID

The folding mechanism is the reason why the Champion has a superior driving performance vs other foldable wheelchairs. Perfectly engineered, the result is a hybrid wheelchair: foldable but with the stiffness and rigidity of a fixed frame.

SUPER COMPACT

Simply fold the main frame with the uniquely designed folding mechanism, for compact and easy transportation or travel. Super compact with the SK (Swiss knife-folding) option, enables the Champion to be folded even smaller.




HYDRO-FORMED FRONT FRAME

The newly designed hydroformed front frame provides an ergonomic grip to support users comfortably while repositioning and during transfers.

CUSTOMISATION

1 CHOOSE THE FRAME COLOR



Pure White



Anthracite Grey



Space Black



Azure Blue



Carmine Red

2 CHOOSE THE DECAL STYLE



3 CHOOSE THE DECAL COLOR



Black



Red



Light Grey



Gold



Red



Blue


















Dark Grey



Black

TECH SPECS

<p>SEAT WIDTH 360 - 480 mm In increments of 20 mm</p> 	<p>SEAT DEPTH 340 - 480 mm In increments of 20 mm</p> 	<p>KNEE-TO-HEEL LENGTH 320 - 500 mm Stepless adjustable</p> 	<p>BACKREST HEIGHT 300 - 465 mm In increments of 15 mm</p> 	<p>BACKREST ANGLE 76° / 80.5° / 85° / 89.5° / 94°</p> 
<p>SEAT HEIGHT Front: 450 - 540 mm Rear: 390 - 490 mm</p> 	<p>FRAME ANGLE 75° / 90° Straight or tapered</p> 	<p>CENTER OF GRAVITY 9 positions</p> 	<p>CAMBER 0° / 1° / 3°</p> 	<p>TOTAL LENGTH 75° approx. 930 mm 90° approx. 830 mm</p> 
<p>TOTAL WIDTH SW + 160 - 240 mm</p> 	<p>TOTAL WIDTH FOLDED Approx. 280 - 340 mm</p> 	<p>TOTAL WEIGHT UNLOADED Approx. 9.2 kg</p> 	<p>TRANSPORT WEIGHT Approx. 6.7 kg</p> 	<p>MAX. USER WEIGHT 120 kg</p> 

All measurements and weights indicated are based on seat width 400 mm and seat depth 400 mm in the lightest and most compact configuration.

Weight and measurements can change with the different configurations. For further information please check the user manual on our website.



Yes, you can.®



FOR FURTHER INFORMATION:

New Zealand: Freephone 0800 468 222, email sales@invacare.co.nz or visit www.invacare.co.nz

Australia: Freephone 1800 460 460, email orders@invacare.com.au or visit www.invacare.com.au

Asia: Phone +61 2 8839 5330, email anzexportsales@invacare.com or visit www.invacare.com

Thailand: Phone +66 0 2108 8555 or visit www.invacare.com



Yes, you can.[®]