



ComfiMotion Collection

Luxurious adjustable bed collection for an enhanced sleeping experience



 **aspire**
ComfiMotion®



ComfiMotion

collection

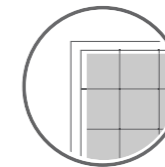
We believe that creating a supportive and luxurious sleep environment can significantly improve health and wellbeing.

Our ComfiMotion Collection is designed to blend seamlessly into the home environment, whilst improving comfort and independence.


Create Your ComfiMotion




Bed Function



Headboard Style



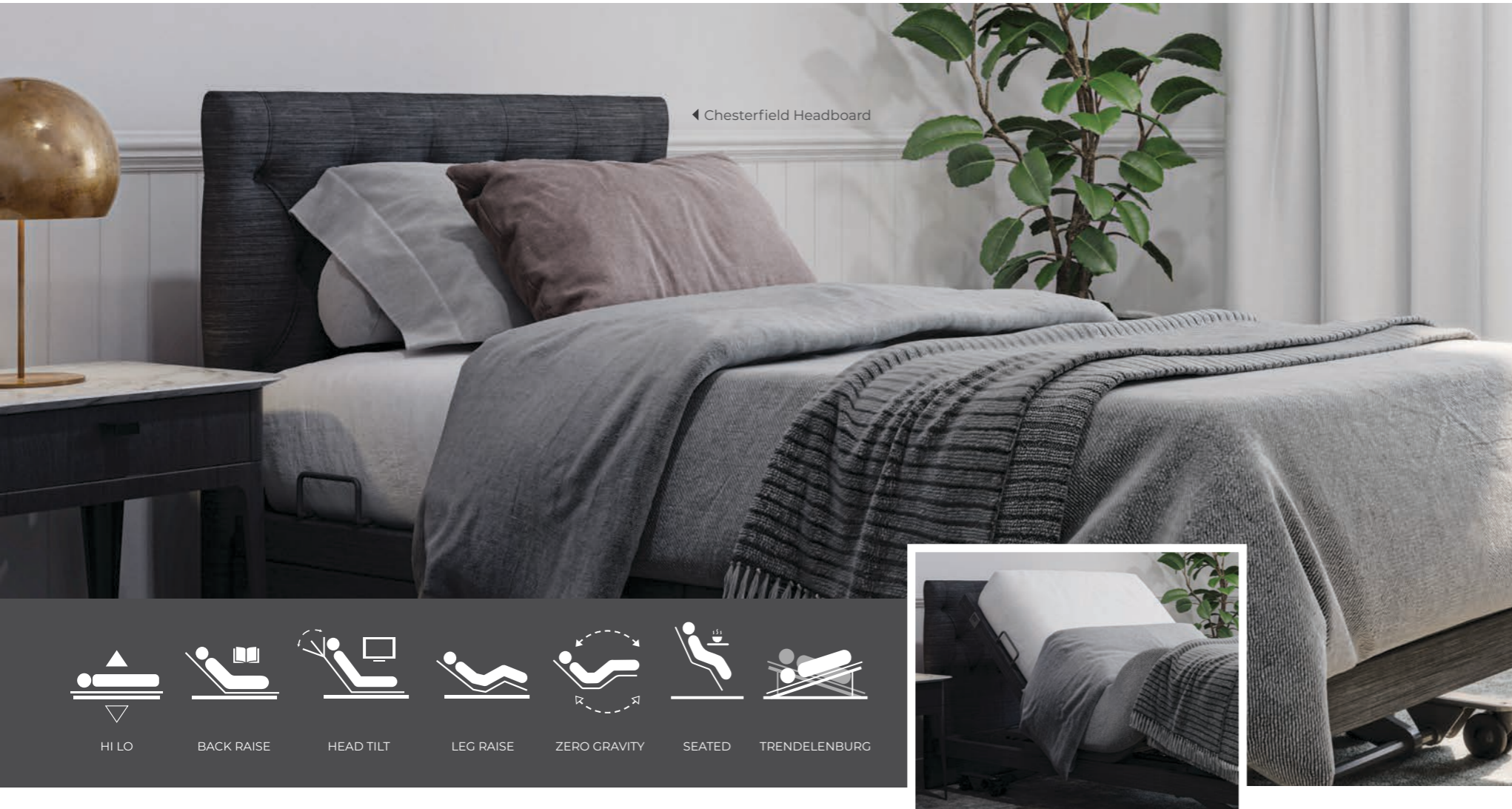
Mattress Support



Accessories

Activ Care

 Adjustable Bed



◀ Chesterfield Headboard



Supporting the modern, independent lifestyle.

The Activ Care bed combines the best of in-home care functionality, positioning and low height safety with luxurious and contemporary style for enhanced comfort, care and wellbeing.

Features

- **Ultra Low Height:** Minimum platform height of 195mm reduces falls risk, improving user safety.
- **Customisable Safe Entry/Exit Height:** Programmable single button press ensures perfect bed height to maximise independence.
- **Underbed Clearance:** Provides clear access for patient lifters and overbed tables.
- **Battery Backup:** Provides confidence and maintains independence during power outages.
- **Night Assist:** Luminous underbed halo for safe entry and exit.
- **Illuminated Handset:** Large button interface is intuitive and highly visible at all times.
- **Massage:** Relaxing vibration modes for personalised neck, shoulder and back relief.

Functions

Hi-Lo Functionality: Assists with manual handling and helps to mitigate fall risks.

Head Tilt: Relaxes neck muscles, providing optimal support whilst reading or watching TV.

Back Raise: Improves postural support and can ease symptoms of reflux, respiratory conditions, snoring and sleep apnoea.

Auto-Regression in the Backrest: Stops the user sliding down the bed during movement while improving comfort and maximising pressure redistribution.

Clinical Positioning: One touch raises back and legs to alleviate cardiac exertion, improving resting comfort.

Upholstery



Portobello Grey

Leg Raise: Promotes circulation, relieving tired, swollen/ fatigued or painful limbs.

Memory Function: Allows the user to set and return to their preferred positions at any time with one click of a button.

Zero Gravity: Helps to relax the circulatory system and muscles of the lower back.

Seated Position: Assists with bed entry and exit and upright dining.

Trendelenburg (and Reverse): Can assist care givers when repositioning a user*.

Lockable Castors: Eight heavy duty dual castors.

**Carers should seek advice from a trained Allied Health professional for correct manual handling techniques.*



▲ Companion Sleeping

See Configurations section for more companion options.



Sizes

BEB046740 Long Single
2030 x 920 x 195 – 700mm

BEB046750 King Single
2030 x 1070 x 195 – 700mm



Visit comfimotion.com.au for Limited Warranty T&C's

Care

Adjustable Bed



◀ Allure Headboard



For comfort you deserve.

The Care adjustable bed blends seamlessly into the home without compromising on the therapeutic needs of the user or safety of partners or carers. Select from multiple position options designed to maximise independent mobility and improve sleep quality.

Features

- **Night Assist:** Luminous underbed halo for safe entry and exit throughout the night.
- **Illuminated Handset:** Large button interface is intuitive and highly visible at all times.
- **Enclosed Frame Design:** Ensures optimal positioning when getting into bed and safely covers the moving base platform.
- **Safe-Lowering Technology:** Ensures that back, leg and Hi-Lo functions only lower under the force of gravity, reducing potential for accidents or injuries.
- **Box-on-Box Design:** Facilitates easier entry and exit and allows true flush positioning of beds in companion or dual adjustable bed configurations.

Functions

Hi-Lo Functionality: Assists with manual handling and helps to mitigate fall risks.

Back Raise: Improves postural support and can ease symptoms of reflux, respiratory conditions, snoring and sleep apnoea.

Clinical Positioning: Raises back and legs to alleviate cardiac exertion, improving resting comfort.

Leg Raise: Promotes circulation, relieving tired, swollen/fatigued or painful limbs.

Zero Gravity: Helps to relax the circulatory system and muscles of the lower back.

Seated Position: Assists with bed entry and exit and upright dining.

Trendelenburg (and Reverse): Can assist care givers when repositioning a user*.

Lockable Castors: Four heavy duty castors.


**Carers should seek advice from a trained Allied Health professional for correct manual handling techniques.*



▲ Companion Sleeping




Upholstery



Portobello Grey

Variable Bed Height Options



LOW HEIGHT
280 – 580mm with Low Profile Bed Legs

STANDARD
350 – 650mm with Standard Castors

ACCESSIBILITY
400 – 700mm with Large Castors (optional)

Sizes

BEB046720 Long Single
2030 x 920 x 280 – 580mm¹

BEB046730 King Single
2030 x 1070 x 280 – 580mm¹

1. With Low Profile Bed Legs.



Visit comfimotion.com.au for Limited Warranty T&C's

Mattresses

 Engineered for Motion

Our ComfiMotion Pocket Spring and Memory Foam mattresses are designed with the flexibility to follow the contouring profile of an adjustable bed.

Pocket Spring

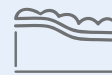
The ComfiMotion Pocket Spring mattress offers zoned support springs that respond and contour to the individual body shape to improve comfort, maximising support and sleep quality.



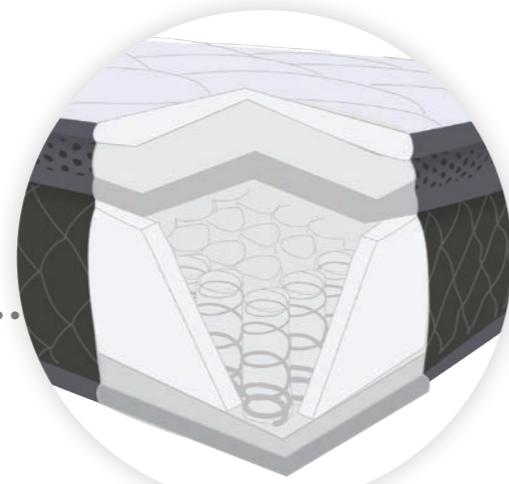
Transitional Layered Pocket Springs arranged in weight activated support zones.



Integrated Side-Walls create roll resistance at the bed edge and provide extra rigidity to ease bed entry and exit.



Luxuriously Soft Pillowtop Layer provides a plush immersive feeling complimented by the responsive pocket springs.



Memory Foam

The ComfiMotion Memory Foam mattress contours to the user's body, providing personalised comfort and transitional pressure relief. Integrated side-walls increase roll resistance at the bed edge and assist users, partners or carers with extra rigidity to ease bed entry and exit.



Contoured Immersion: Specially layered memory foam provides contoured immersion for support and pressure relief.



Superior Breathability: Up to 8x more breathable than conventional memory foams.



Anti-microbial: Environmentally safe treatment is added to the foam which reduces odours and kills 99.9% of bacteria.



Eco-friendly GECA Foam is produced using cleaner chemicals and production technology.



▲ Classic Pocket Spring Mattress

▲ Classic Memory Foam Mattress

Also available with Incontinence Cover



Pocket Spring

BEM469800	Long Single – Classic 2030 x 920 x 240mm
BEM469810	King Single – Classic 2030 x 1070 x 240mm

5 YEAR LIMITED WARRANTY 

Memory Foam

BEM469910	Long Single – Classic 2030 x 920 x 200mm	BEM469920	King Single – Classic 2030 x 1070 x 200mm
BEM469930	Long Single – Incontinence 2030 x 920 x 200mm	BEM469940	King Single – Incontinence 2030 x 1070 x 200mm

10 YEAR LIMITED WARRANTY 

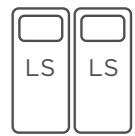





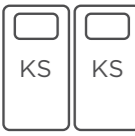


Visit comfimotion.com.au for Limited Warranty T&C's

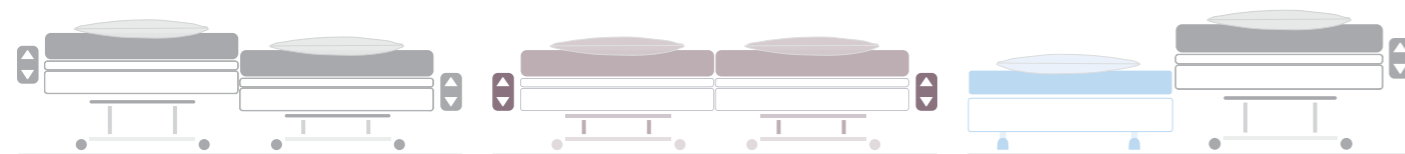
Configurations

for Companions

Whichever ComfiMotion package you select, rest assured there is a companion solution available to suit those wishing to sleep alongside any ComfiMotion Adjustable bed.

What to Order

Configurations	Bed 1	Bed 2	
 <p>KING 2030 x 1840</p>			<ul style="list-style-type: none"> Care (LS) BEB046720 Care (KS) BEB046730 Activ Care (LS) BEB046740 Activ Care (KS) BEB046750 Fixed Companion (LS) BEB046800
 <p>KING PLUS 2030 x 1990</p>			
 <p>SUPERKING 2030 x 2140</p>			



Dual Adjustable Beds

Designed to sit flush when positioned together to enable close monitoring and enhanced care. This configuration offers the flexibility of independent adjustability, without compromising on the sense of inclusivity and intimacy between partners.

Split King Upgrade Kit

Ensures simultaneous Hi-Lo platform movement whilst still allowing individual positioning requirements when beds are in partner configuration.


BEB830230 Split King Upgrade Kit

Fixed Companion Bed


Matching single bed without any adjustability designed to sit flush when positioned together. It facilitates a side-by-side sleeping arrangement at a fixed height of 370mm, without compromising on the users care and assistance requirements.

BEB046800 Fixed Companion Bed - (LS)
2030 x 920 x 370mm

Headboards



Chesterfield
BEA830100 - Long Single
BEA830110 - King Single
BEA830116 - King



Allure
BEA830120 - Long Single
BEA830130 - King Single
BEA830136 - King

Pillows


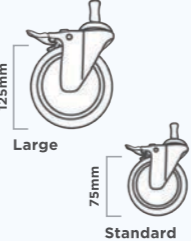

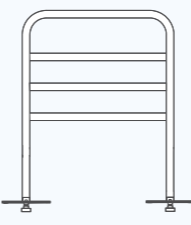

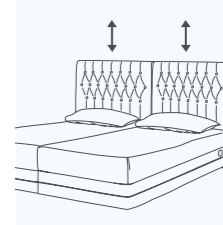


Breeze
BEP050100



Plush
BEP050110

Accessories

	<p>Crook Handle Bed Stick BEA830200 - Care Bed BEA830211 - Activ Care Bed</p> <p>Provides multiple grip points to assist repositioning in bed, and safe entry and exit.</p>		<p>Large Accessibility Castors MWT451080 (suits Care Bed only, 4 x required)</p> <p>Larger castors raise the bed frame to 155mm, facilitating overbed table and patient lifter access.</p>		<p>Simplified Handset BEA830214 - Activ Care Bed</p> <p>For clients with reduced cognitive ability.</p>
	<p>Bed Rail BEA830210 - Care Bed BEA830212 - Activ Care Bed</p> <p>Improves bed edge awareness and offers multiple grip points for repositioning and bed mobility.</p>		<p>Battery Backup BEA830220 - Care Bed *Standard on Activ Care Bed</p> <p>Provides peace of mind in the event of a power outage.</p>		<p>Split King Upgrade Kit BEA830230</p> <p>Ensures simultaneous Hi-Lo platform movement whilst still allowing individual positioning requirements when beds are in partner configuration.</p>

Collection Summary

 <p>Bed</p>	BEB046720	Care Adjustable Bed - (LS)	 <p>Headboard</p>	BEA830120	Allure Headboard - (LS)
	BEB046730	Care Adjustable Bed - (KS)		BEA830130	Allure Headboard - (KS)
	BEB046740	Activ Care Adjustable Bed - (LS)		BEA830136	Allure Headboard - (K)
	BEB046750	Activ Care Adjustable Bed - (KS)		BEA830100	Chesterfield Headboard - (LS)
	BEB046800	Fixed Companion Bed - (LS)		BEA830110	Chesterfield Headboard - (KS)
				BEA830116	Chesterfield Headboard - (K)
 <p>Mattress</p>	BEM469800	Pocket Spring Mattress - (LS)	 <p>Accessories</p>	BEA830200	Crook Handle Bed Stick - Care Bed
	BEM469810	Pocket Spring Mattress - (KS)		BEA830211	Crook Handle Bed Stick - Activ Care Bed
	BEM469910	Memory Foam Mattress - Classic (LS)		BEA830210	Bed Rail - Care Bed
	BEM469920	Memory Foam Mattress - Classic (KS)		BEA830212	Bed Rail - Activ Care Bed
	BEM469930	Memory Foam Mattress - Incontinence (LS)		MWT451080	Large Accessibility Castors - Care Bed
	BEM469940	Memory Foam Mattress - Incontinence (KS)		BEA830220	Battery Backup - Care Bed
 <p>Pillows</p>	BEP050100	Breeze Pillow	BEA830214	Simplified Handset - Activ Care Bed	
	BEP050110	Plush Pillow	BEA830230	Split King Upgrade Kit - Activ Care Bed	

Key: LS - Long Single KS - King Single K - King

Clinical

Considerations

Accessibility and Inclusivity: Unexposed bed surround with padded upholstery removes gaps between beds in co-sleeping arrangements and promotes safe entry and exit.

User Independence: Height adjustability improves user mobility and assists carers with manual handling.

Flexible Positioning: Caters to various user requirements such as respiratory conditions, snoring, sleep apnoea, pressure redistribution, joint or muscle pain, lymphoedema and swelling.

Vision and Hand Function: Handset with a clear and intuitive button display, assists users with reduced vision or hand function.

Falls Prevention: Integrated bed lighting and a minimum platform height of 195mm (Activ Care) and 280mm (Care) helps to reduce the likelihood and severity of falls in the home.

User Safety: Battery backup provides peace of mind in the event of a power outage (Standard on Activ Care, optional accessory on Care).

