

A better wheelchair. A better fit.

PRODUCT INFORMATION

Manual Wheelchairs
+
Power Wheelchairs

SINCE
1987



karma
Wheelchairs



A better wheelchair.
A better fit.



Karma Ergo Lite - Transit

CODE KM-2501F14



Frame	Ultra light weight aluminium Folding
Footrest	Height adjustable
Armrest	Ergonomic pads
Wheels	Fixed 14"x 1.75" spoke Solid tyres
Castors	Solid 6"
Brakes	Attendant system
Seat	Fire retardant upholstery Ergonomic contoured
Back	Fire retardant upholstery Folding
Warranty	5 Years - Frame



The Ergo Lite is the lightest transit wheelchair in our product range. The wheelchair has Karma's patented S-Ergo seating system which promotes pressure relief and helps prevent the user from sliding forward.

The Ergo Lite has a double cross brace for strength, durability and quality you would expect from Karma Wheelchairs.

OPTIONS

Anti Tip Bars | Travel Bag | Rear Carry Bag | Seat Belt | Handle Extension

SPECIFICATIONS

Description	Seat Width	Seat Depth	Seat Height	Back Height	Max User Weight	Chair Weight
Ergo Lite 16"x16"	410mm	420mm	480mm	420mm	100kg	8.1kg
Ergo Lite 18"x16"	450mm	420mm	480mm	420mm	100kg	8.3kg

A better
wheelchair.
A better fit.



Karma Ergo Lite Deluxe - Transit

CODE KM-2512F14



Frame	Ultra light weight aluminium Folding
Footrest	Swing away removable Height adjustable
Armrest	Ergonomic pads
Wheels	Fixed 14"x 1.75" spoke Solid tyres
Castors	Solid 6"
Brakes	Attendant system
Seat	Fire retardant upholstery
Back	Fire retardant upholstery Folding
Warranty	5 Years - Frame



+ The Ergo Lite Deluxe is the lightest wheelchair in our product range. The wheelchair has Karma's patented S-Ergo seating system which promotes pressure relief and helps prevent the user from sliding forward.

The Ergo Lite Deluxe has a double cross brace for strength, durability and quality you would expect from Karma Wheelchairs.

OPTIONS **+**

Anti Tip Bars | Travel Bag | Rear Carry Bag | Seat Belt | Handle Extension

SPECIFICATIONS

Description	Seat Width	Seat Depth	Seat Height	Back Height	Max User Weight	Chair Weight
Ergo Lite Deluxe 16"x16"	410mm	420mm	480mm	420mm	100kg	8.7kg
Ergo Lite Deluxe 18"x16"	450mm	420mm	480mm	420mm	100kg	8.8kg





A better wheelchair.
A better fit.



Karma Ergo Lite Deluxe

CODE KM-2512F20



Frame	Ultra light weight aluminium Folding
Footrest	Height adjustable and removable
Armrest	Ergonomic pads
Wheels	Fixed 20"x 1 3/8" spoke Solid tyres
Castors	Solid 6"
Brakes	Push to lock Attendant system
Seat	Fire retardant upholstery
Back	Fire retardant upholstery Folding
Warranty	5 Years - Frame



The Ergo Lite Deluxe is the lightest self-propelling wheelchair in our product range. The wheelchair has Karma's patented S-Ergo seating system which promotes pressure relief and helps prevent the user from sliding forward.

The Ergo Lite has a double cross brace for strength, durability and quality you would expect from Karma Wheelchairs.

OPTIONS⁺

Anti Tip Bars | Travel Bag | Rear Carry Bag | Seat Belt | Handle Extension

SPECIFICATIONS

Description	Seat Width	Seat Depth	Seat Height	Back Height	Max User Weight	Chair Weight
Ergo Lite 16"x16"	410mm	420mm	480mm	420mm	100kg	10.2kg
Ergo Lite 18"x16"	450mm	420mm	480mm	420mm	100kg	10.3kg

Karma S-Ergo 125 - Transit



A better wheelchair.
A better fit.
+

CODE KM-S125T

✓ DVA APPROVED

✓ TAC APPROVED

✓ AUSTRALIAN STANDARDS

Frame	Light weight aluminium Folding
Footrest	Swing away removable Height adjustable
Armrest	Swing back Ergonomic pads
Wheels	Fixed 14"x 1.75" mag Solid tyres
Castors	Solid 7"
Brakes	Push to lock Attendant system
Seat	Removable padding Fire retardant upholstery
Back	Removable padding Fire retardant upholstery Folding
Warranty	5 Years - Frame



+ Performance, Style and Comfort. Karma's S-Ergo 125 is equipped with the unique S-Ergo shaped seat. The S-Ergo seat provides pressure relief and prevents the user from sliding forward.

In addition to Karma's patented S-Ergo seating system the Ergo 125 also has seat upholstery and pads treated with Aegis Microbe shield, to reduce stains and odour.

The streamline oval tubes not only make the wheelchair look great but also add to the strength of the wheelchair structure, which is incredibly light. Made from aircraft aluminium the frame breaks down to just 12kg.

OPTIONS +

Anti Tip Bars | Travel Bag | Elevating Legrests | Stump Support | Folding headrest | Handle Extension

SPECIFICATIONS

Description	Seat Width	Seat Depth	Seat Height	Back Height	Max User Weight	Chair Weight
S-Ergo 125 Transit 16"x17"	410mm	430mm	510mm	400mm	115kg	13.1kg
S-Ergo 125 Transit 18"x17"	450mm	430mm	510mm	400mm	115kg	13.1kg
S-Ergo 125 Transit 20"x17"	510mm	430mm	510mm	400mm	115kg	13.3kg





A better wheelchair.
A better fit.



Karma S-Ergo 125

CODE KM-S125Q

✓ DVA APPROVED

✓ TAC APPROVED

✓ AUSTRALIAN STANDARDS



Frame	Light weight aluminium Folding
Footrest	Swing away removable Height adjustable
Armrest	Swing back Ergonomic pads
Wheels	Quick release 24"x 1 3/8" spoke Solid tyres
Castors	Solid 7"
Brakes	Push to lock Attendant system
Seat	Removable padding Fire retardant upholstery
Back	Removable padding Fire retardant upholstery Folding
Warranty	5 Years - Frame

Performance, Style and Comfort. Karma's S-Ergo 125 is equipped with the Unique S-Ergo shaped seat. The S-Ergo seat provides pressure relief and prevents the user from sliding forward.

In addition to Karma's patented S-Ergo seating system the Ergo 125 also has seat upholstery and pads treated with Aegis Microbe shield, to reduce stains and odour.



The streamline oval tubes not only make the wheelchair look great but also add to the strength of the wheelchair structure, which is incredibly light. Made from aircraft aluminium the frame breaks down to just 11kg.

OPTIONS⁺

Anti Tip Bars | Travel Bag | Elevating Legrests | Stump Support | Folding headrest | Handle Extension

SPECIFICATIONS

Description	Seat Width	Seat Depth	Seat Height	Back Height	Max User Weight	Chair Weight
S-Ergo 125 16"x17"	410mm	430mm	500mm	400mm	115kg	14.2kg
S-Ergo 125 18"x17"	450mm	430mm	500mm	400mm	115kg	14.5kg
S-Ergo 125 20"x17"	510mm	430mm	500mm	400mm	115kg	14.8kg

Karma Transit II



A better wheelchair.
A better fit.
+

CODE KM-8520F12



Frame	Light weight aluminium Folding
Footrest	Swing away removable Height adjustable
Armrest	Swing back Height adjustable Ergonomic pads
Wheels	Fixed 12"x 2 1/4" mag Solid tyres
Castors	Solid 8"
Brakes	Push to lock Attendant system
Seat	Fire retardant upholstery Height adjustable
Back	Fire retardant upholstery Height adjustable Folding
Warranty	5 Years - Frame



+ The Karma Transit II is a lightweight, durable and reliable manual wheelchair that makes it the right choice for both users and carers.

The Transit II is the attendant propelled version of the Karma Eagle and offers an impressive range of standard features with an extensive selection of personal customising available.

The use of aircraft-grade materials and unique design of the cross bars and link bars provide this model with outstanding strength and durability.

OPTIONS +
See pages 10-11

SPECIFICATIONS

Description	Seat Width	Seat Depth	Seat Height	Back Height	Max User Weight	Chair Weight
Transit II 16"x16"	410mm	410mm	520mm	400mm	130kg	13.5kg
Transit II 18"x16"	460mm	410mm	520mm	400mm	130kg	14.3kg
Transit II 18"x18"	460mm	460mm	520mm	400mm	130kg	14.3kg
Transit II 20"x18"	510mm	460mm	520mm	400mm	160kg	15.2kg
Transit II 22"x18"	550mm	460mm	520mm	400mm	160kg	15.7kg





A better wheelchair.
A better fit.



Karma Eagle

CODE KM-8020Q



Frame	Light weight aluminium Folding
Footrest	Swing away removable Height adjustable
Armrest	Swing back Height adjustable Ergonomic pads
Wheels	Quick release 24"x 1 3/8" spoke Pneumatic tyres
Castors	Solid 8"
Brakes	Pull to lock
Seat	Fire retardant upholstery Height adjustable
Back	Removable padding Fire retardant upholstery Height adjustable
Warranty	10 Years - Frame

The Karma Eagle is a lightweight, durable and reliable manual wheelchair that makes it the right choice for both users and carers.

The Eagle offers an impressive range of standard features with an extensive selection of personal customising available. The Eagle wheelchair is



easy to fold and transport and is the logical choice for people seeking a quality mobility product at an affordable price.

The use of aircraft-grade materials and unique design of the cross-bars and link bars provide this model with outstanding strength and durability.

OPTIONS

See pages 10-11

SPECIFICATIONS

Description	Seat Width	Seat Depth	Seat Height	Back Height	Max User Weight	Chair Weight
Eagle 16"x16"	410mm	410mm	500mm	400mm	130kg	14.4kg
Eagle 18"x16"	460mm	410mm	500mm	400mm	130kg	14.6kg
Eagle 18"x18"	460mm	460mm	500mm	400mm	130kg	14.6kg
Eagle HD 20"x18"	510mm	460mm	520mm	400mm	160kg	15.7kg
Eagle HD 22"x18"	550mm	460mm	520mm	400mm	160kg	15.9kg

Karma Flexx



Only in 16" and 18" widths

A better wheelchair.
A better fit.
+

CODE KM-8022



Frame	Light weight aluminium Folding
Footrest	Swing away removable Height adjustable
Armrest	Swing back Height adjustable Ergonomic pads
Wheels	Quick release 24"x 1 3/8" spoke Solid tyres
Castors	Solid 7"
Brakes	Push to lock
Seat	Height adjustable Seat extension Padded
Back	Angle adjustable Padded
Warranty	5 Years - Frame



+ Robust, stylish and adjustable.

The Flexx is designed with key adjustment to create a suitable sitting environment and to fit individual needs. With ellipse shaped frame design the Flexx is not only stylish but also durable.

The configurable options of the Flexx include adjustments in seat depth, seat height, backrest height, backrest angles, castor, fork and centre of gravity. It can be set up to provide optimum comfort and performance for the user. Heavy duty frame available for 20", 22" and 24".

OPTIONS +
See pages 10-11

SPECIFICATIONS

Description	Seat Width	Seat Depth	Seat Height	Back Height	Max User Weight	Chair Weight
Flexx 16"x16"	410mm	410mm	500mm	430mm	130kg	14.4kg
Flexx 18"x16"	460mm	410mm	500mm	430mm	130kg	14.6kg
Flexx 18"x18"	460mm	460mm	500mm	430mm	130kg	14.9kg
Flexx 18"x20"	460mm	500mm	520mm	430mm	130kg	15.5kg
Flexx HD 20"x18"	510mm	460mm	520mm	430mm	170kg	17kg
Flexx HD 22"x18"	550mm	460mm	520mm	430mm	170kg	18kg
Flexx HD 24"x18"	605mm	460mm	520mm	430mm	170kg	19kg





A better wheelchair.
A better fit.



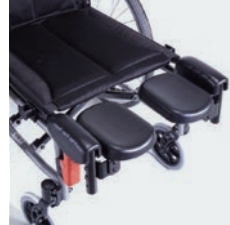
Options



90 DEGREE FOOTREST



ELEVATING LEGREST



STUMP SUPPORT



ANGLE ADJUSTABLE FOOTPLATE




ALUMINIUM FOOTPLATE



HEEL STRAP



TENSION BACK UPHOLSTERY



SPOKE GUARD



WIRE BRAKE SYSTEM



HUB BRAKE SYSTEM




BACKPACK



NET BAG




POUCH BAG



CUP HOLDER




BACKREST RIGIDISER



ANTI-TIP BARS



TIE DOWN BRACKET



TRAY



I.V. POLE



OXYGEN HOLDER

Options

A better wheelchair.
A better fit.
+



FOLDABLE HEADREST



KARMA BAG



FOLDING BACK



HANDLE EXTENSION



TIE DOWN BRACKET



SEAT BELT PLASTIC BUCKLE

Auto Style Buckle
1 piece Plastic Buckle
2 piece Plastic Buckle



A better wheelchair.
A better fit.



Karma Agile

CODE K MAGL



Frame	Light weight aluminium Folding
Footrest	Swing in, swing out Removable
Armrest	Flip back
Wheels	Quick release 24" x 1 3/8" spoke Solid tyres
Castors	Solid 7"
Brakes	Pull to lock Attendant system
Seat	Fire retardant upholstery
Back	Fire retardant upholstery
Warranty	5 Years - Frame

+ The Agile economy wheelchair has a sleek design that comes in several sizes and is packed with high quality features you expect from Karma. The Agile's overall weight has been reduced for easy lifting and storage.

OPTIONS ⁺

Elevating Legrest | Anti Tip Bars

SPECIFICATIONS

Description	Seat Width	Seat Depth	Seat Height	Back Height	Max User Weight	Chair Weight
Agile 16"x16"	410mm	410mm	505mm	430mm	125kg	14kg
Agile 18"x16"	460mm	410mm	505mm	430mm	125kg	14.3kg
Agile 20"x18"	500mm	460mm	505mm	430mm	125kg	14.9kg

Karma VIP 2



A better wheelchair.
A better fit.
+

CODE KMVIP2



Frame	Light weight aluminium Folding
Footrest	Height adjustable Swing away removable Elevating
Armrest	Swing away Height adjustable Ergonomic pads
Wheels	Fixed 24" x 1 3/8" spoke Solid tyres
Castors	Solid 7"
Brakes	Push to lock Attendant system
Seat	Fire retardant upholstery Height adjustable
Back	Fire retardant upholstery Tilt 0-30 degrees
Headrest	Removable pillow
Warranty	5 Years - Frame



+ The VIP 2 offers users the superb combination of a tilt in space wheelchair with a reclining backrest to ensure they can achieve optimum levels of pressure relief, positioning and comfort at all times.

The VIP 2 also offers the unique option of a foldable tilt in space wheelchair.

OPTIONS +

Swivel Push Handle | Elevating Legrest | Tie Down Brackets

SPECIFICATIONS

Description	Seat Width	Seat Depth	Total Height	Length	Max User Weight	Chair Weight
VIP 2 16"x18"	400mm	460mm	980mm	1050-1100mm	115kg	23.4kg
VIP 2 18"x18"	450mm	460mm	980mm	1050-1100mm	115kg	23.4kg



A better wheelchair.
A better fit.



Karma KP-25.2

CODE KP25.2



Frame	Aluminium Folding
Max speed	10km/h
Turning radius	90cm
Travel range	30km
Charger	8 Amp
Batteries	40 ah x 2
Footrest	Swing away removable Height adjustable
Armrest	Swing back Height adjustable Ergonomic pads
Wheels	12" x 2 1/4" mag Pneumatic tyres
Castors	Solid 8" x 2"
Brakes	Electronic brake Push to lock manual brake
Seat	Fire retardant upholstery
Back	Fire retardant upholstery Height adjustable Folding
Drive	Left hand and right hand
Warranty	2 Years - Frame



The KP-25.2 is a foldable electric wheelchair that's comfortable, versatile and adjustable. It's designed to provide easy access and removal of the batteries, making transport even more convenient.

Its flip-back and height adjustable armrests, swing away legs rest assure easy transfers and it is a reliable and easy to use powered wheelchair.

OPTIONS⁺

Swing away control mount | Elevating Legrests | Stump Support | Folding headrest | Oxygen Holder | USB Charger | Tension Adjustable Backrest

SPECIFICATIONS

Description	Seat Width	Seat Depth	Seat Height	Back Height	Max User Weight	Chair Weight*
KP25.2 - 16"x16"	410mm	410mm	500mm/540mm	480mm	135kg	35kg
KP25.2 - 18"x18"	460mm	460mm	500mm/540mm	480mm	135kg	35kg
KP25.2 - 20"x18"	460mm	460mm	500mm/540mm	480mm	135kg	35kg

*without batteries

Notes

A better
wheelchair.
A better fit.



Karma wheelchairs are available Australia wide.
To find your local Karma distributor please visit our website at
karmawheelchairs.com.au



ABBOTSFORD

26 Victoria Crescent
Abbotsford VIC 3067

8.30am–5.00pm

MON-FRI

HOPPERS CROSSING

11 Desire Place
Hoppers Crossing VIC 3029

8.30am–4.30pm

MON-FRI



KARMA WHEELCHAIRS AUSTRALIA

1800 702 026

karmawheelchairs.com.au
karma@fisherlane.com.au

Published 2022 - Version 1

